


How to see if my Windows is activated

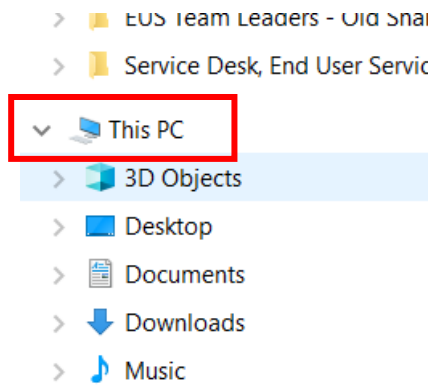
Step 1

On your keyboard, press the Windows Key and E simultaneously to open Windows Explorer



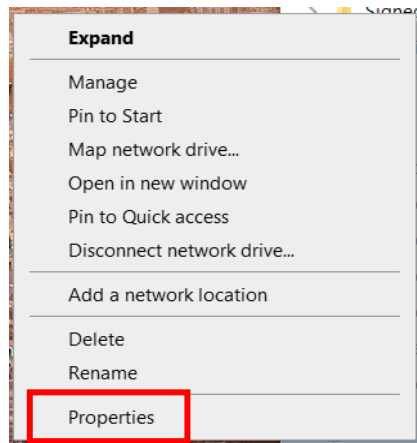
Step 2

Right click on **This PC**



Step 3

Left click on **Properties**



Step 4

The below screen will open indicating the status of your Windows

View basic information about your computer

Windows edition

Windows 10 Enterprise
© 2019 Microsoft Corporation. All rights reserved.



System

Processor: Intel(R) Core(TM) i7-6500U CPU @ 2.50GHz 2.59 GHz
Installed memory (RAM): 8,00 GB (7,85 GB usable)
System type: 64-bit Operating System, x64-based processor
Pen and Touch: Pen and Touch Support with 10 Touch Points

Computer name, domain, and workgroup settings

Computer name: IT460913
Full computer name: IT460913.stb.sun.ac.za
Computer description:
Domain: stb.sun.ac.za

[Change settings](#)

Windows activation

Windows is activated. [Read the Microsoft Software License Terms](#)

Product ID: 00529-00000-00003-AA464

[Change product key](#)